



初回アカウント登録について

シマンテックセールスセンターサイトの「ユーザーサポート」最下部「お問い合わせ入り口」より、Broadcomサポートサイトへアクセスします

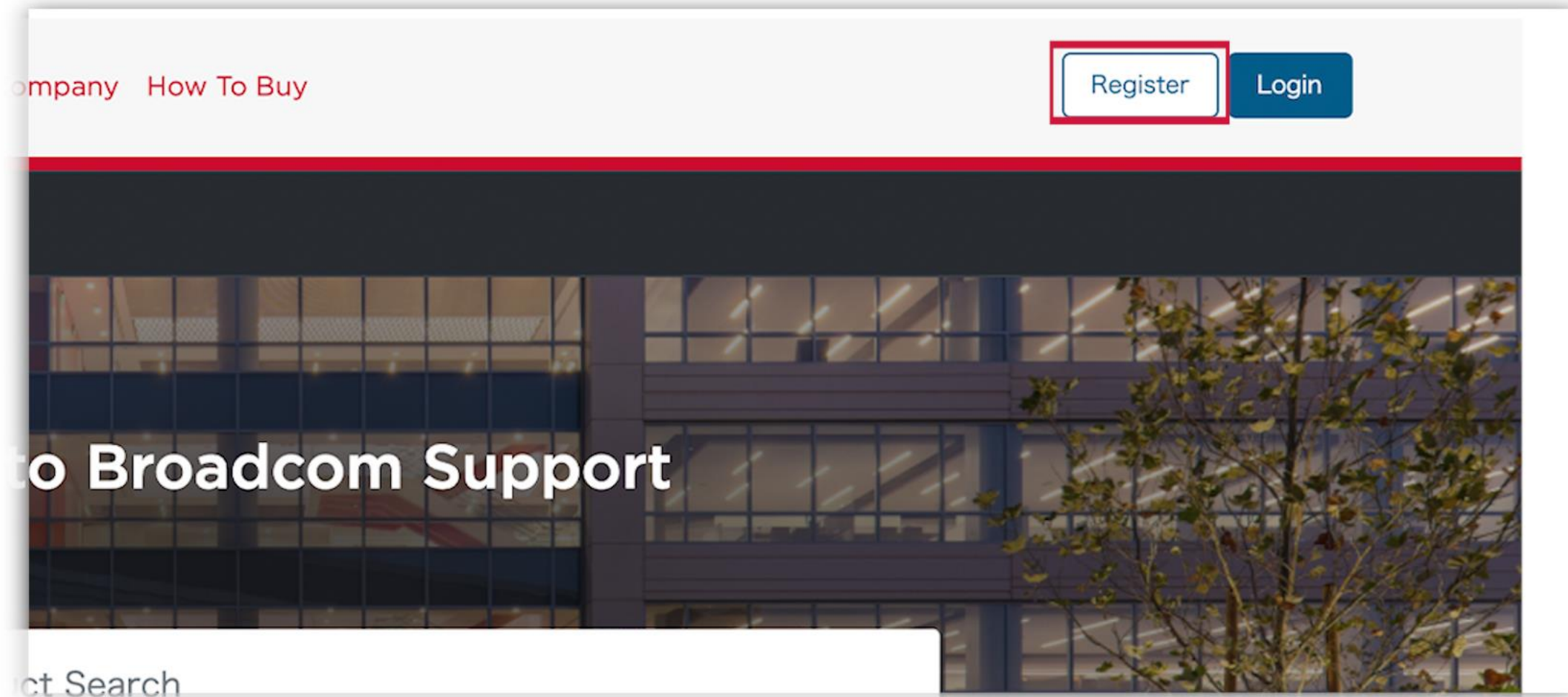
お問い合わせには、「製品のバージョン」や「お客様の環境」など、必要な情報がごさいます。以下のテンプレートをダウンロードいただき、ご準備のうえ、お問い合わせください。

お問い合わせに必要な情報

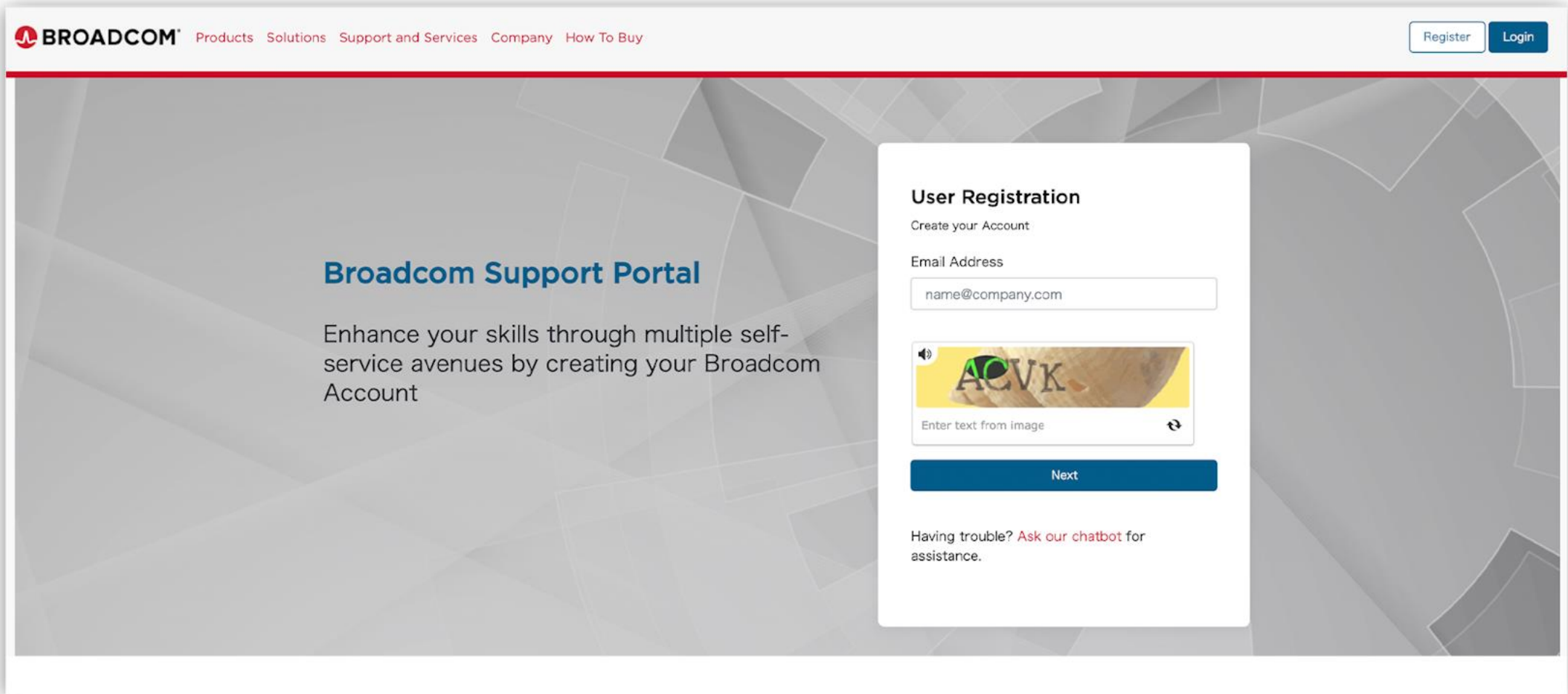


お問い合わせ入り口(Broadcomサポートサイトへ遷移します) >

Broadcomトップページが表示されますので、右上「Register」をクリックしてください



「Broadcom Support Portal」のアカウント登録画面が表示されます



The screenshot shows the user registration page of the Broadcom Support Portal. The page features a navigation bar with the Broadcom logo and links for Products, Solutions, Support and Services, Company, and How To Buy. On the right side of the navigation bar are 'Register' and 'Login' buttons. The main content area is divided into two sections. The left section, titled 'Broadcom Support Portal', contains the text: 'Enhance your skills through multiple self-service avenues by creating your Broadcom Account'. The right section, titled 'User Registration', contains the text: 'Create your Account'. Below this text is an 'Email Address' field with the placeholder text 'name@company.com'. Underneath the email field is an image of a document with the letters 'ACVK' on it. Below the image is a text input field with the placeholder text 'Enter text from image' and a refresh icon. At the bottom of the registration form is a blue 'Next' button. Below the 'Next' button is a link: 'Having trouble? Ask our chatbot for assistance.'

BROADCOM Products Solutions Support and Services Company How To Buy Register Login


Broadcom Support Portal


Enhance your skills through multiple self-service avenues by creating your Broadcom Account

User Registration

Create your Account

Email Address



Enter text from image 

Next

Having trouble? [Ask our chatbot](#) for assistance.

登録したいメールアドレスを入力します

Broadcom Support Portal

Enhance your skills through multiple self-service avenues by creating your Broadcom Account

User Registration

Create your Account

Email Address



Enter text from image



Next

Having trouble? [Ask our chatbot](#) for assistance.

記載されているアルファベットを入力し、「Next」を選択します

Broadcom Support Portal

Enhance your skills through multiple self-service avenues by creating your Broadcom Account

User Registration

Create your Account

Email Address



ACVK

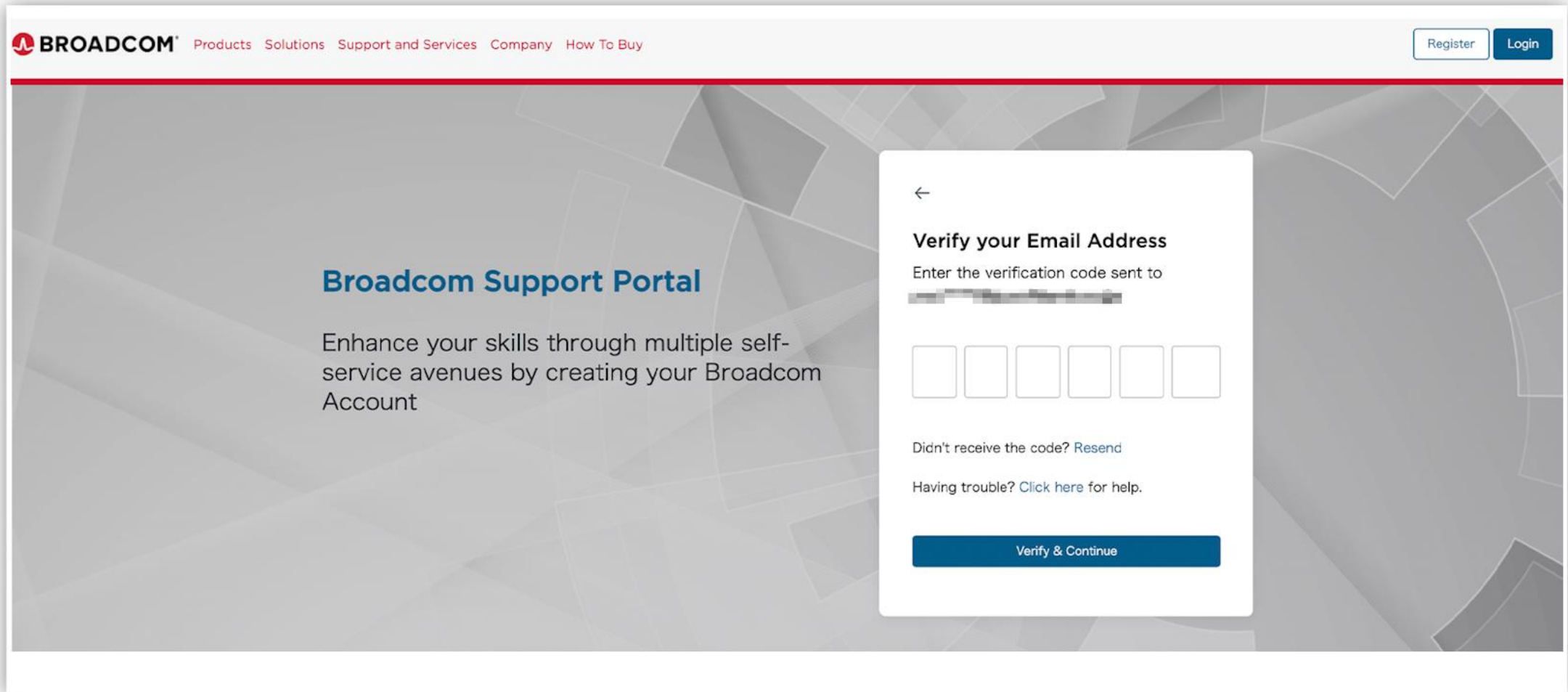


Verified Successfully

Next

Having trouble? [Ask our chatbot](#) for assistance.

認証コードの入力画面が表示されます



The screenshot shows the Broadcom Support Portal registration process. The page header includes the Broadcom logo and navigation links: Products, Solutions, Support and Services, Company, and How To Buy. On the right side of the header, there are 'Register' and 'Login' buttons. The main content area features the 'Broadcom Support Portal' title and a sub-header: 'Enhance your skills through multiple self-service avenues by creating your Broadcom Account'. A modal window is displayed in the foreground, titled 'Verify your Email Address'. It prompts the user to 'Enter the verification code sent to' followed by a redacted email address. Below this, there are six input boxes for the verification code. At the bottom of the modal, there are links for 'Resend' (if the code wasn't received) and 'Click here for help' (if having trouble). A 'Verify & Continue' button is located at the bottom of the modal.

BROADCOM Products Solutions Support and Services Company How To Buy Register Login

Broadcom Support Portal

Enhance your skills through multiple self-service avenues by creating your Broadcom Account

←

Verify your Email Address

Enter the verification code sent to [redacted]

Didn't receive the code? [Resend](#)

Having trouble? [Click here for help.](#)

Verify & Continue

登録したメールアドレス宛に、認証コードが送付されます



Thank you for registering with Broadcom. To continue, please enter the verification code on the registration screen.

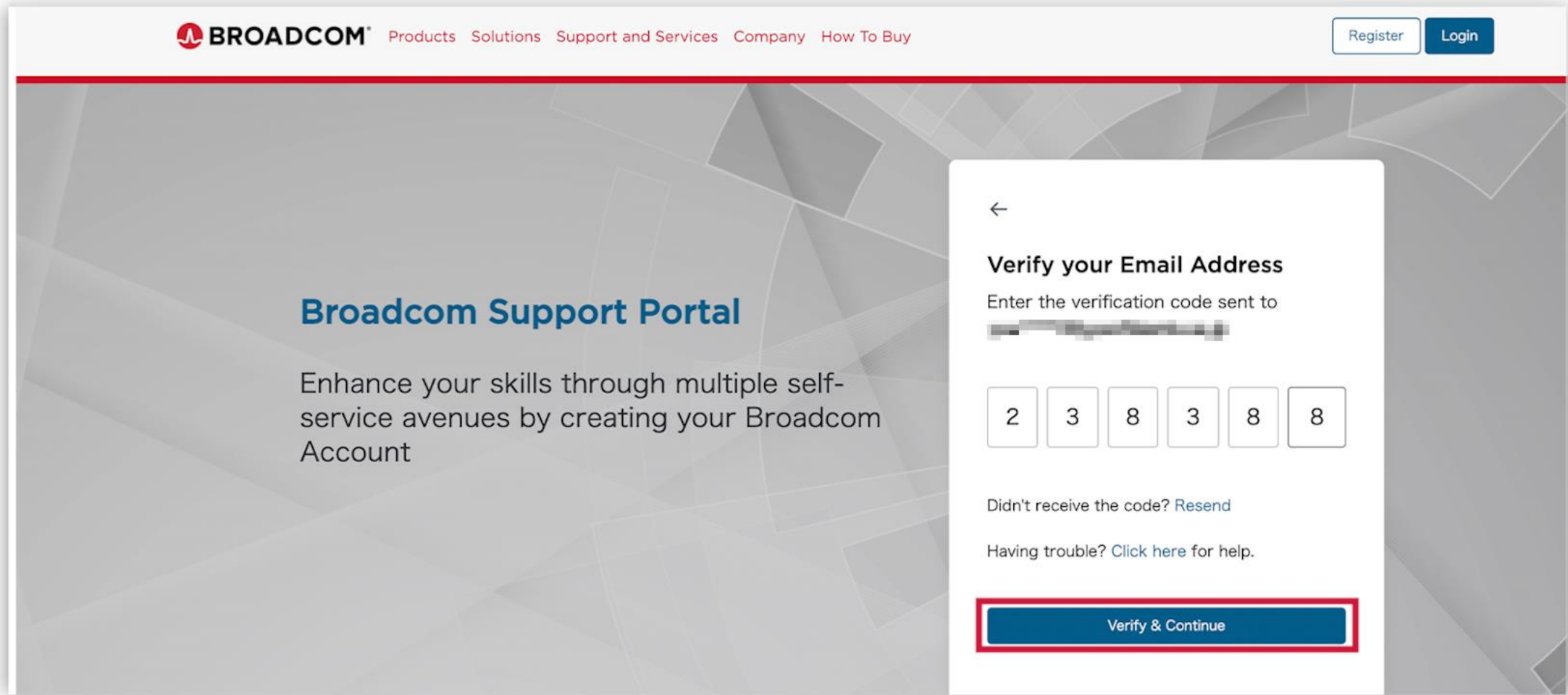
Verification Code: 238388

Please note that this verification code can only be used once.

For additional assistance please [Contact Us](#).

Broadcom Support

認証コードを入力し、「Verify&Continue」を選択します



The screenshot shows the Broadcom Support Portal registration process. At the top, there is a navigation bar with the Broadcom logo and links for Products, Solutions, Support and Services, Company, and How To Buy. On the right side of the navigation bar are buttons for Register and Login. The main content area features the heading "Broadcom Support Portal" and a sub-heading "Enhance your skills through multiple self-service avenues by creating your Broadcom Account". A modal window is open in the foreground, titled "Verify your Email Address". It prompts the user to "Enter the verification code sent to" followed by a redacted email address. Below this, there are six input boxes containing the digits 2, 3, 8, 3, 8, and 8. There are links for "Didn't receive the code? Resend" and "Having trouble? Click here for help.". At the bottom of the modal, a blue button labeled "Verify & Continue" is highlighted with a red border.

BROADCOM Products Solutions Support and Services Company How To Buy Register Login

Broadcom Support Portal

Enhance your skills through multiple self-service avenues by creating your Broadcom Account

Verify your Email Address

Enter the verification code sent to [redacted]

2 3 8 3 8 8

Didn't receive the code? [Resend](#)

Having trouble? [Click here](#) for help.

Verify & Continue

基本情報の入力画面が表示されます

Broadcom Support Portal

Enhance your skills through multiple self-service avenues by creating your Broadcom Account



Complete your Registration

* First Name

* Last Name

* Select Company

* Country

* Password

* Confirm Password

氏名・企業名・出身国・任意のパスワードを入力します

Broadcom Support Portal

Enhance your skills through multiple self-service avenues by creating your Broadcom Account



Complete your Registration

First Name

Enter First Name

Last Name

Enter Last Name

Select Company

Select Company

Country

Select Country

Password

Enter Password

Confirm Password

Re-enter Password

氏名は「名前」「姓」の順で大文字アルファベットで入力します

Broadcom Support Portal

Enhance your skills through multiple self-service avenues by creating your Broadcom Account



Complete your Registration

First Name

Enter First Name

Last Name

Enter Last Name

* Select Company

Select Company

* Country

Select Country

* Password

Enter Password

* Confirm Password

Re-enter Password

任意のパスワードは
8文字以上・大文字アルファベット・小文字アルファベット・数字・記号を含む必要があります

- ✓ At least 8 characters in length
- ✓ At least one lower-case letters (a-z)
- ✓ At least one upper-case letter (A-Z)
- ✓ At least one digit (0-9)
- ✓ At least one special character (@,#,\$)
- ✓ Should not have three or more consecutive characters that match any portion of the user email address

SoftBank Corporation

* Country

Japan

* Password

.....

! Password doesn't match criteria

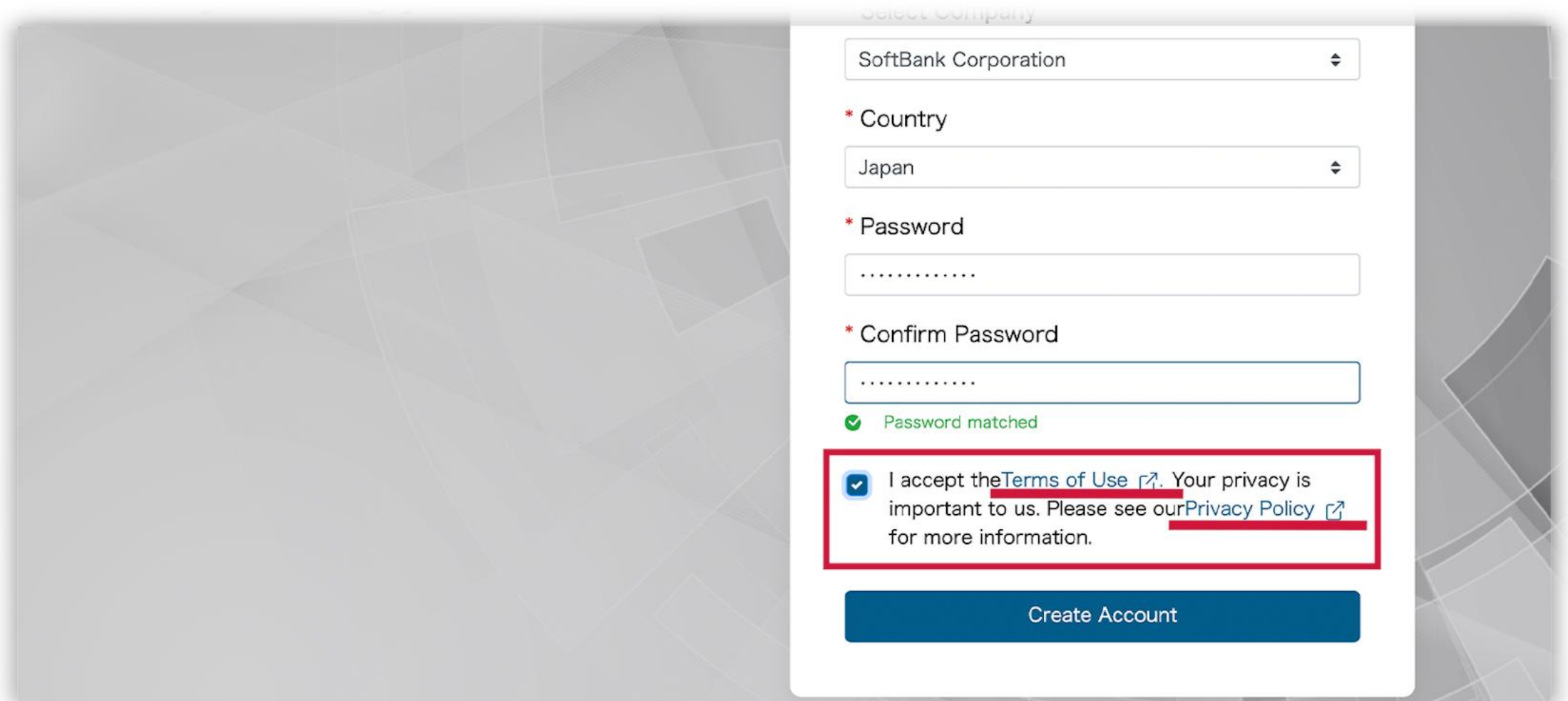
* Confirm Password

Re-enter Password

I accept the [Terms of Use](#). Your privacy is important to us. Please see our [Privacy Policy](#) for more information.

Create Account

パスワード入力欄の下に「Terms of Use」「Privacy Policy」のリンクがありますので



Select Company

SoftBank Corporation

* Country

Japan

* Password

.....

* Confirm Password

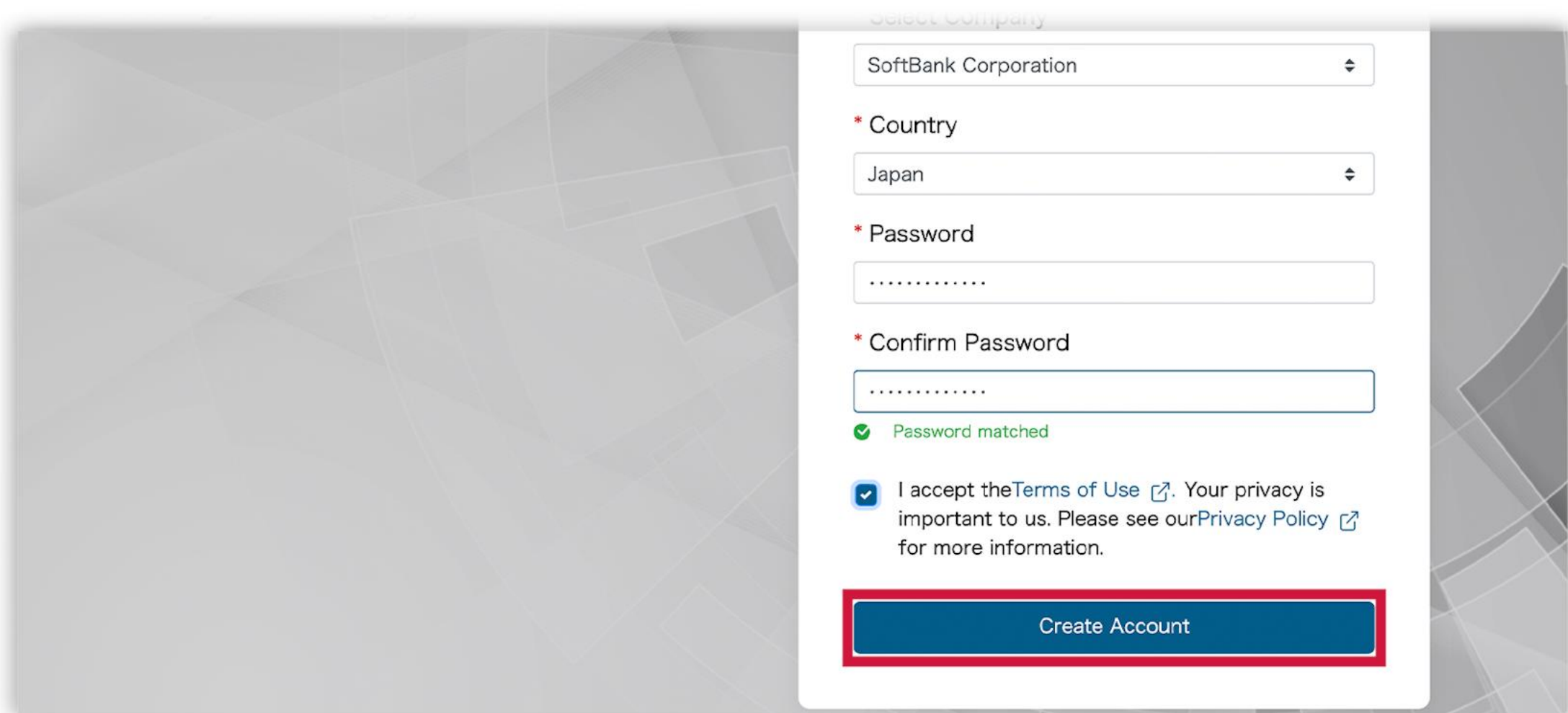
.....

✔ Password matched

I accept the [Terms of Use](#). Your privacy is important to us. Please see our [Privacy Policy](#) for more information.

Create Account

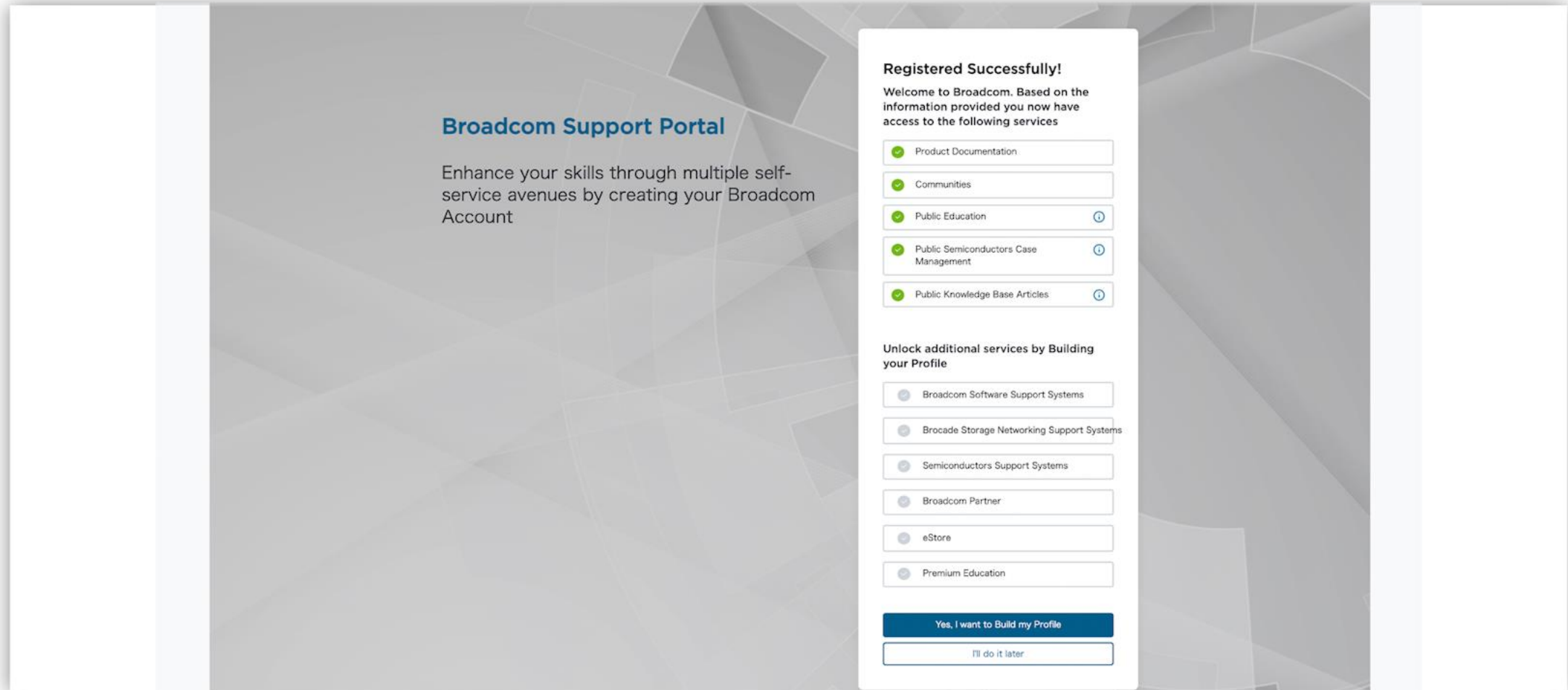
いずれもクリックし確認の上、チェックにて同意いただき、「Create Account」を選択します



The screenshot shows a registration form with the following fields and elements:

- Select Company:** A dropdown menu with "SoftBank Corporation" selected.
- * Country:** A dropdown menu with "Japan" selected.
- * Password:** A text input field containing ".....".
- * Confirm Password:** A text input field containing ".....".
- Feedback:** A green checkmark icon followed by the text "Password matched".
- Terms and Privacy:** A blue checkmark icon followed by the text "I accept the [Terms of Use](#). Your privacy is important to us. Please see our [Privacy Policy](#) for more information."
- Create Account:** A blue button with a red border, containing the text "Create Account".

こちらの画面が表示されましたらアカウントの作成は完了です



Broadcom Support Portal

Enhance your skills through multiple self-service avenues by creating your Broadcom Account

Registered Successfully!

Welcome to Broadcom. Based on the information provided you now have access to the following services

- Product Documentation
- Communities
- Public Education ⓘ
- Public Semiconductors Case Management ⓘ
- Public Knowledge Base Articles ⓘ

Unlock additional services by Building your Profile

- Broadcom Software Support Systems
- Brocade Storage Networking Support Systems
- Semiconductors Support Systems
- Broadcom Partner
- eStore
- Premium Education

[Yes, I want to Build my Profile](#)

[I'll do it later](#)

 SB C&S

 **Symantec**TM
by Broadcom Software